






Kanopy (Android)

- Go to your Play Store app on your device
 - Play Store icon looks like this 
- Type “Kanopy” into search box located at the top of the screen
 - Kanopy icon will look like this 
- Install Kanopy to your device (May take a couple of minutes.)
- Once installed open Kanopy app on device
- Swipe to the left get to the “sign up” screen, and select “sign up”
 - Enter Name, email information and create a password
 - Check email to verify email address for Kanopy
- Once you verify your email go back to the Kanopy App and click “Add your Library”
 - Choose Hoboken Public Library as your library
- Enter your library card number
 - Barcode number located on the back of your card.

You did it! 

Kanopy (iOS/Apple)

- Go to your App Store
 - Looks like this  or 
- Tap on “Search” magnifying glass at the bottom of the screen
- Type “Kanopy” into search box located at the top of the screen
 - Kanopy icon will look like this 
- Install Kanopy to your device (May take a couple of minutes.)
- Once installed open Kanopy app on device
- Swipe to the left get to the “sign up” screen, and select “sign up”
 - Enter Name, email information and create a password
- Check email to verify email address for Kanopy
Once you verify your email go back to the Kanopy App and click “Add your Library”
 - Choose Hoboken Public Library as your library
- Enter your library card number
 - Barcode number located on the back of your card.
 - **You did it!**

Kanopy Home Screen

- From the Home Screen you will be able to access a wide variety of different film categories
 - Scroll down or across to see more items or tap on “See More” written in red on the right side of the screen
- You can also use the Search icon (magnifying glass) to search for specific titles in the upper right corner.
- Once you find a title simply click on it, and tap the red play button in the middle of the screen
 - Items will be automatically returned at the end of the item loan period
- All currently borrowed items are located in the “Borrowed” tab next to the “Home” tab
 - You are allowed 10 downloads per month
 - There is a red square in the upper right corner with the number of your remaining views
- The three vertical dots in the upper right corner give you access to your “Watchlist” or to allow you to “Continue Watching” videos that you have currently borrowed