



RbDigital (Step 1)

(Please keep in mind that account creation begins on your library's RbDigital website prior to using the app, and your RbDigital account is a separate account from the one you may have with your library.)

- Go the Hoboken Public Library Website
- Go to Download and Streaming under the Find It menu
 - Select RB Digital Magazines
- Click on the create a New account link on the top right
 - Enter your Information

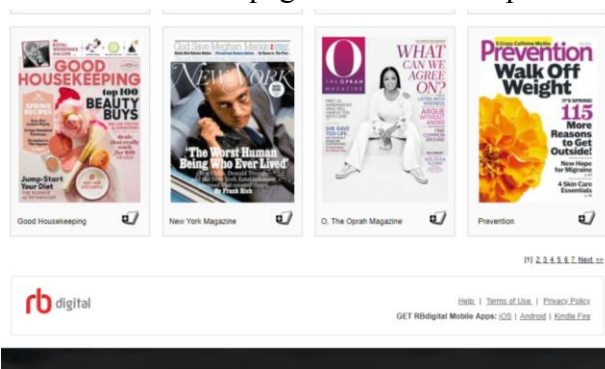
RbDigital App (Step 2) Android

- Go to your Play Store app on your device
 - Play Store icon looks like this 
- Type “rbdigital” into search box located at the top of the screen

- The rbdigital icon will look like this 
- Install rbdigital to your device (May take a couple of minutes.)
- Once installed open rbdigital app on device
- Log in with username and password you created on the rbdigital website

RbDigital help

- If you are having trouble with step one, and cannot login try the following
 - Go to the RbDigital library webpage
 - <https://www.rbdigital.com/bccls/service/magazines/landing>
 - Scroll to the bottom of the page and select “help”



- Under North America, select “click here” to submit a help ticket and Rbdigital will respond within 24 to 48 hours

The image shows a screenshot of the RBdigital website. At the top, there is a navigation bar with links for 'Mahwah', 'BCCLS', 'Vendors', 'Social Media', and 'JerseyCat'. The main content area is titled 'Help' and contains information about support services for North America and the United Kingdom, Ireland, British Council (India), Australia and New Zealand. Below this is a section for 'RBdigital Magazines Frequently Asked Questions'. At the bottom of the page, there is a 'rb digital' logo and links for 'Help', 'Terms of Use', and 'Privacy Policy'.

Overlaid on the bottom half of the screenshot is a 'RBdigital Support Ticket Request' form. The form includes the following fields:

- First Name *
- Last Name *
- City *
- State/Province *
- Country *
- Library or School Name *
- Email Address *
- Phone *
- What RBdigital service are you using? *
- Which Operating System (OS) or App are you using? *
- What browser are you using? *
- What type of device are you using to access the service? *
- What type of internet connection are you using? *
- Please briefly explain the problem you are experiencing. *

A 'Submit' button is located at the bottom right of the form.

RB Digital Home Screen

- Once you are logged into Rb digital app you will have access to over 100 magazines including back issues.
- You can search for different magazines by “ genre” or subject, as well as langue with the drop down menus in the upper right corner
- You can search for a specific magazine with the search bar located in the upper left side of the page
- Once you have selected your magazine simply click on the issue you would like to view and select check out. That magazine will automatically be downloaded to your device.
 - When you select a certain magazine title this screen will also tell you a brief overview of what types of stories the magazine contains, as well as show you the most recent back issues for that title.
- This app is compatible with iOS, Android and kindle fire devices