

Signs to help the Deaf

Included in this packet:




Medical Signs



People Signs

Medical


Signs



Medical Signs (Medicine)

Medicine- Tip of bent middle finger
rubs circle on left palm

Sign- Palm-out indexes circle
alternately



Aa		Bb		Cc		Dd		Ee		Ff		Gg	
Hh		Ii		Jj		Kk		Ll		Mm		Nn	
Oo		Pp		Qq		Rr		Ss		Tt		Uu	
Vv		Ww		Xx		Yy		Zz					


0		1		2		3		4		5	
6		7		8		9		10			

Hi, Hello, Howdy



Flat hand, Touch forehead, move forward slightly right

Good-Bye,



Just wave

Yes, Yep

Right "S" hand & head nods (both head & hand nod)



No, Nope

First two fingers close onto thumb, & shake your head



Appointment

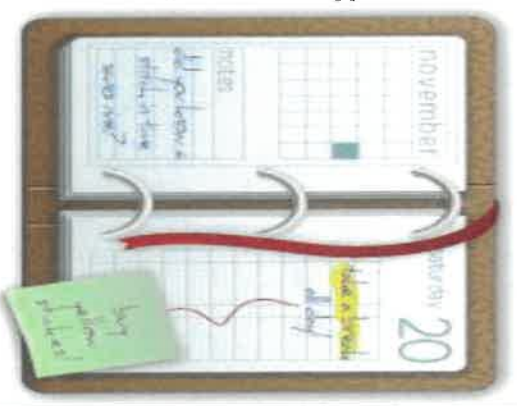
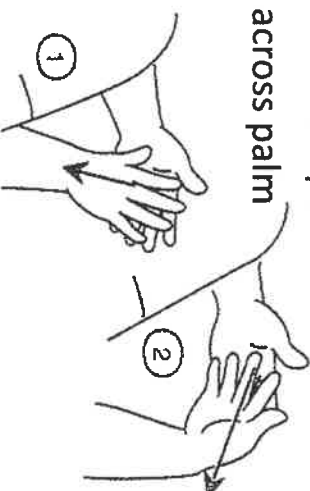


The right "S" hand palm down, is positioned above the left "S" hand, also palm-down. The right hand circels above the left in a clockwise manner & is brought on the back of left hand.

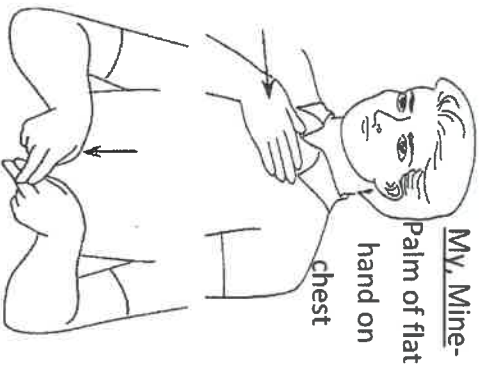


Schedule

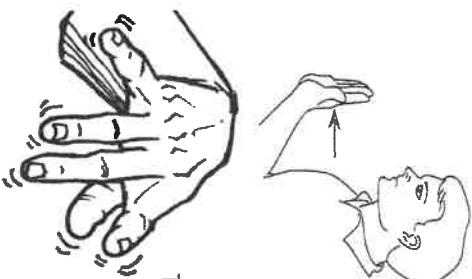
Fingertips of the right palm-out "S" draws down left palm; then turn palm-in & draws across palm



Your Name, My Name



Name- Right "H" touches left "H" at right angles



Fingerspell- The right hand, palm-out, is move left to right, fingers wiggling up & down

Birthday

The right middle finger touches the chin, then moves down to touch the chest



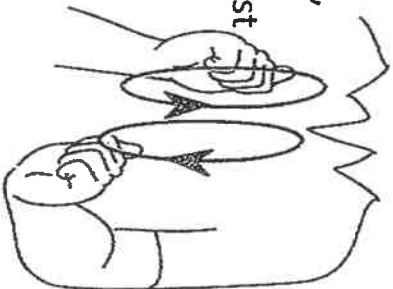
MM/DD/YYYY

Address

The upturned thumbs of the "A" hands move in unison up the chest

John Doe Company
123 Any Street

City, State 98766-4321



Call, phone

Left "y" hand, thumb near ear, little finger near mouth



Flat "O" tips touch, one palm-up, one palm-down, reverse, repeat



Number (701) 000-0000


Insurance Card

Insurance - Palm-out "1" shakes



Card-

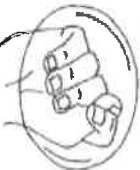
Right "C"
grasps left
palm-in flat
hand, then
slides off



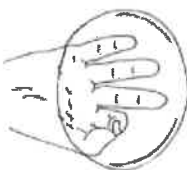
Days of the week



Monday- Circle "M"



Tuesday- Circle "T"



Wednesday- Circle "W"



Thursday- Circle "H"



Saturday-
Circle "S"

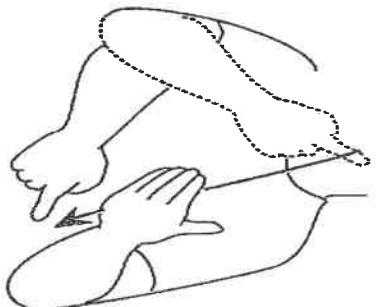


Sunday- The "S" hand, held side
by side & palms out before the
body, move straight down

Cancel




The right index finger makes a
cross on the open left palm



CANCEL APPT.



Month, Day, Year, Time



Month-
Back of right
index finger slides
down back of left
index finger

Year-
Right horizontal "S"
rest on left "S", right
circles vertically
around left



Time- Right index "X"
finger taps left wrist



Day-
Elbow on back of
hand, right 1-
hand drop down
on left arm



Please

Open hand,

Make circle

motion on chest



Sorry



Sorry = fist makes
circle motion on
chest

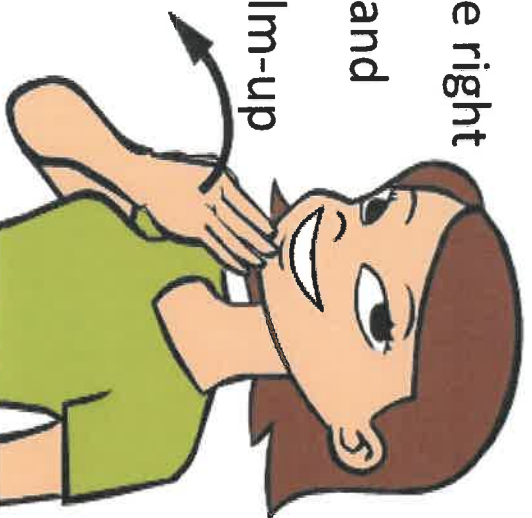


Thank you, Thanks

Fingertips of the right

palm-in open hand

at chin drop palm-up



Welcome

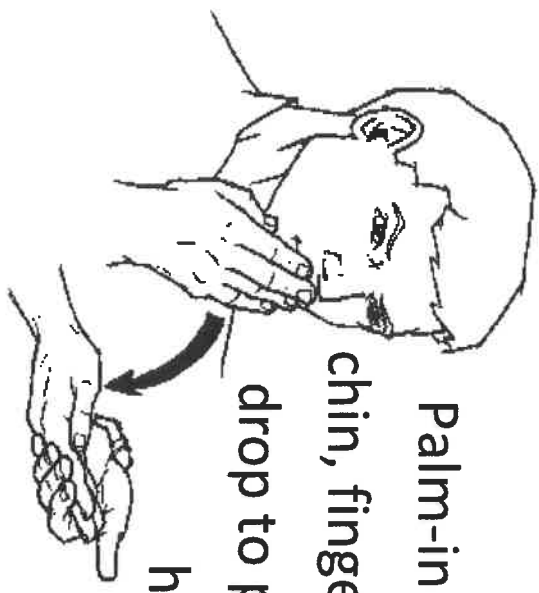
Left palm - up "B"

curves horizontally

toward body

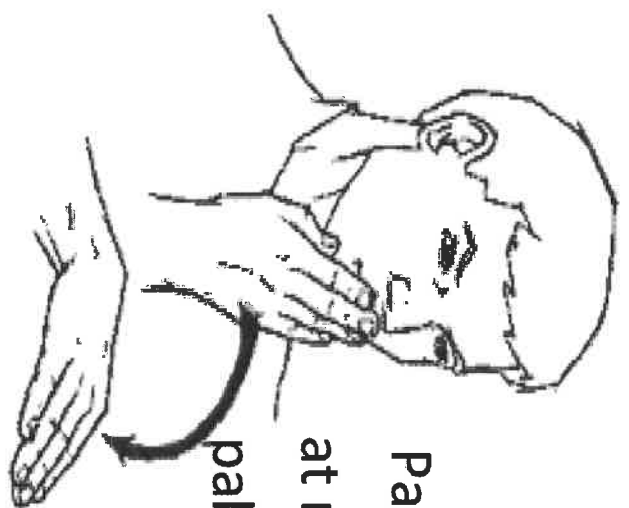


Good



Palm-in fingers on
chin, fingers together,
drop to palm of left
hand

Bad



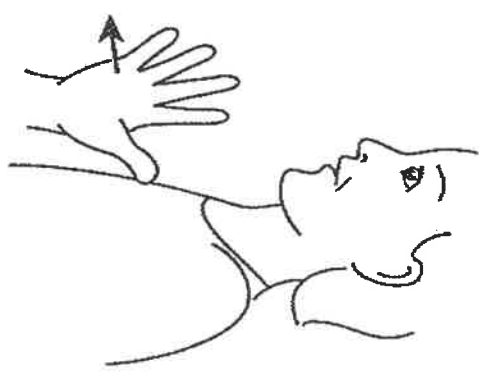
Palm-in flat hand
at mouth; twist to
palm-out & throw
down

OK



Fine

Thumb of palm-
left "5" hand on
chest



Draw Blood, Take Blood, (Lab)



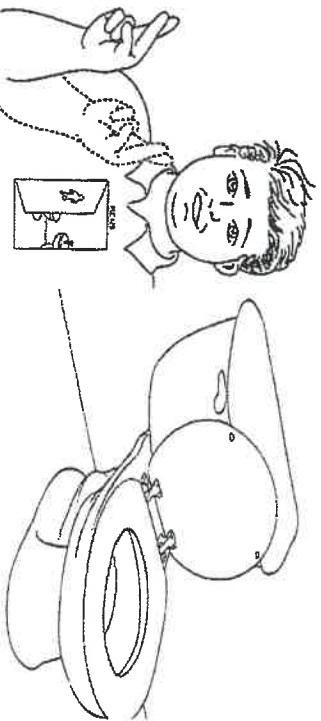
Open hand touches
arm & moves
outward to flat "O"

Bathroom, Restroom

Bathroom = Shake the "T" hand
shape

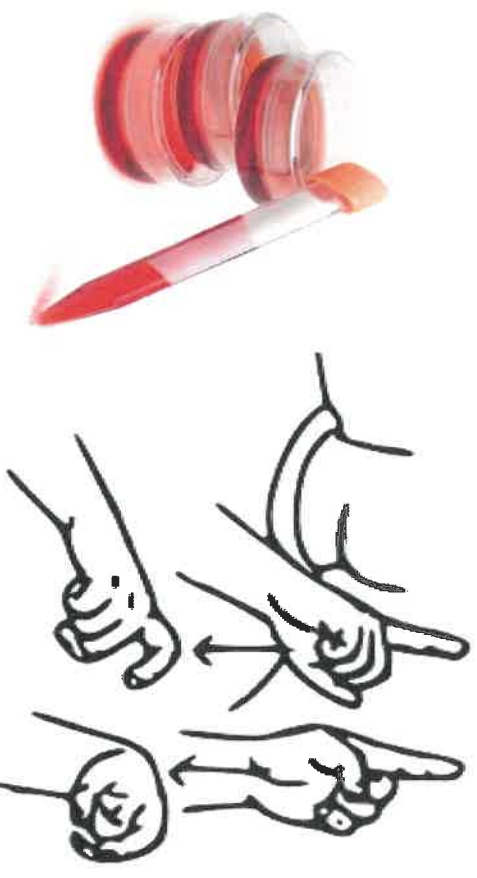


Restroom = "R" bounce the R twice



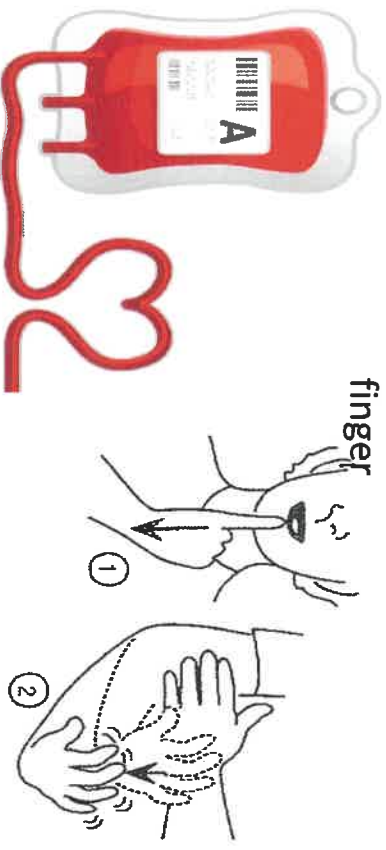
Test

Indexes change repeatedly
from "1" to "X", moving



Blood, Bleed

Index at chin drops, changing to palm-in "5" on back
of right hand, moving downwards with fluttering



Pharmacy, Drug Store, RX

Place where you get your medicine filled

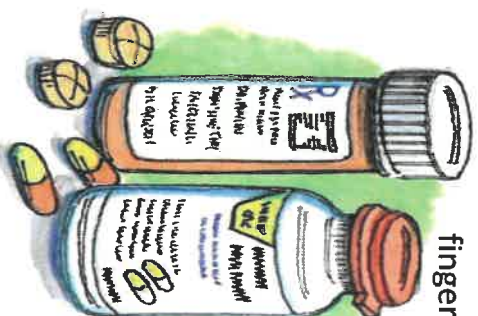
(Example- CVS, Walgreen, Bell Drug)



Medicine


Open 5 hand & Tip of bent middle

finger rubs circle on left palm



Wheelchair

Make large forward circles at the sides of the body



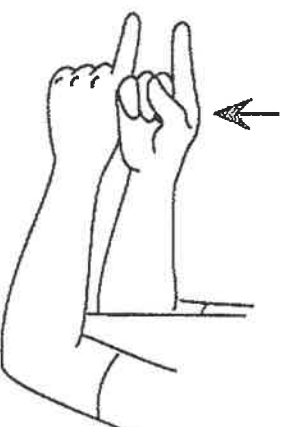
Wrong, Mistake

Palm- in left "y" taps on chins; repeat



Right, Correct

Right 1-hand drops on top of left 1-index fingers at slight angles



What

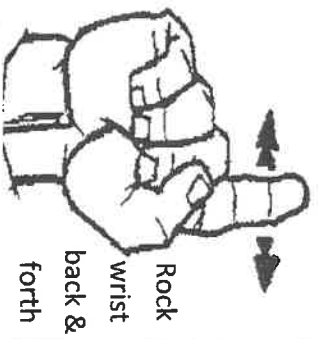


OR



Note: eyebrows move downward, show quizzical expression on face while signing what?


Where



Hold up the index finger, like you're indicating "one," then shake it side to side
Note: eyebrows move downward while showing quizzical expression on face when asking question

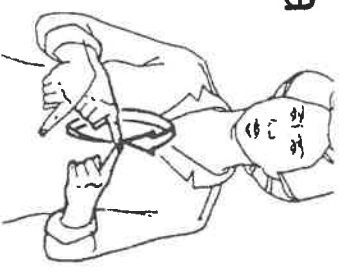
Who

Thumb of "L" on chin; wiggle index finger



Note: show a quizzical expression on face while sign "who"

When



Indexes touch, make a circle with left index fingertips; return tip-to-tip

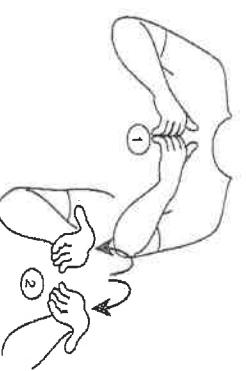
Note: show a quizzical expression on face

Why



Palm-in fingers of open hand on forehead, move out to palm-in "y"
Note: show a quizzical expression on face

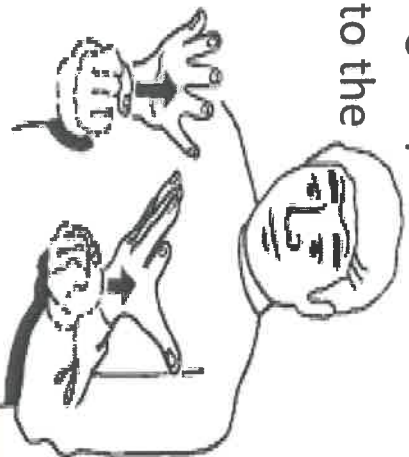
How



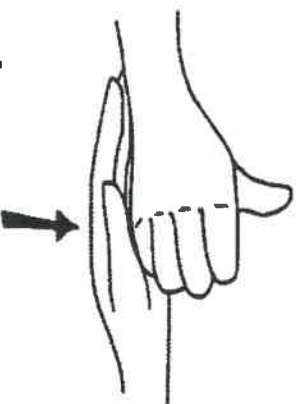
Knuckles of palm-down bent hands touching roll hands from inward to outward ending palm-up

How Much

The hands tossed straight up while fingers open to the "5" position



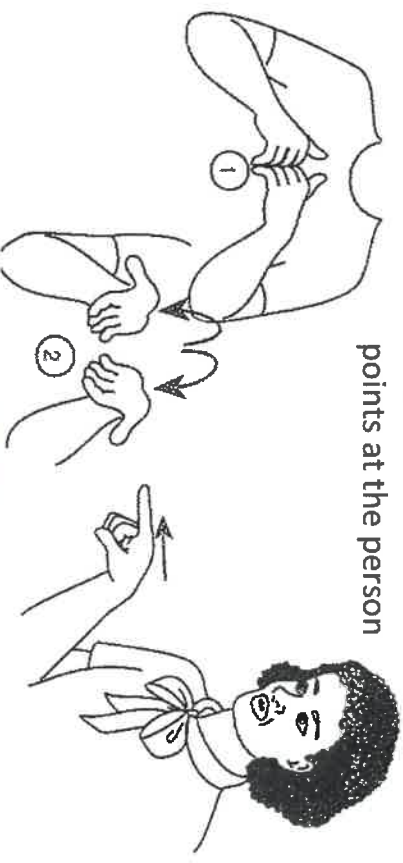
The left "S" hand, thumb side up, rests in the open right palm. In the position the left hand is pushed up a short distance by the right hand



Help

How (~~are~~) you?

Knuckles of palm-down bent hands touching roll hands from inward to outward ending palm-up & then index finger points at the person



Careful

Make two "K" hands & turning your hands sideways (pinkie-sides down), place one "K" hand on top of the other, & tap a few times



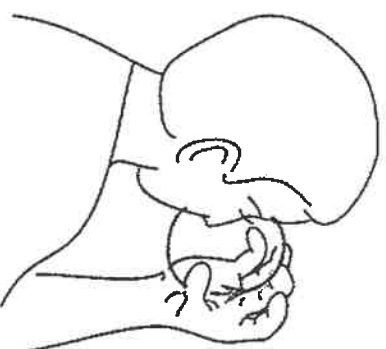
Weak

Fingertips on right palm,
bend finger; repeat



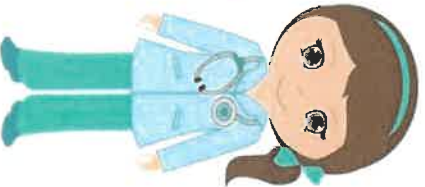
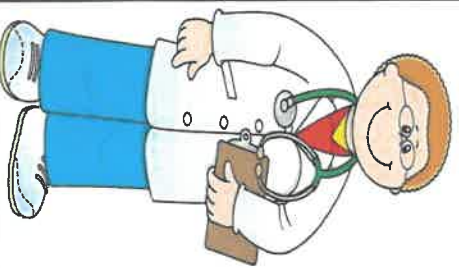
Dizzy

Palm - in left claw hand circles
in front of eyes or the side of
the head



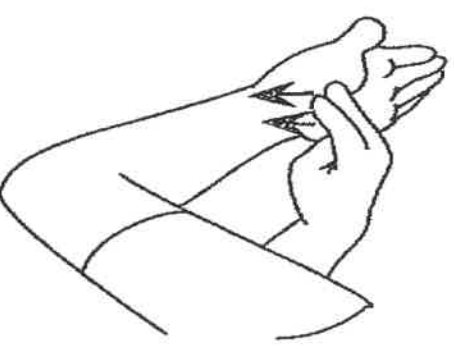
Doctor

Thumb & finger of "D" tap pulse of left wrist, tap twice



Nurse

Fingertips of "N" tap left pulse twice

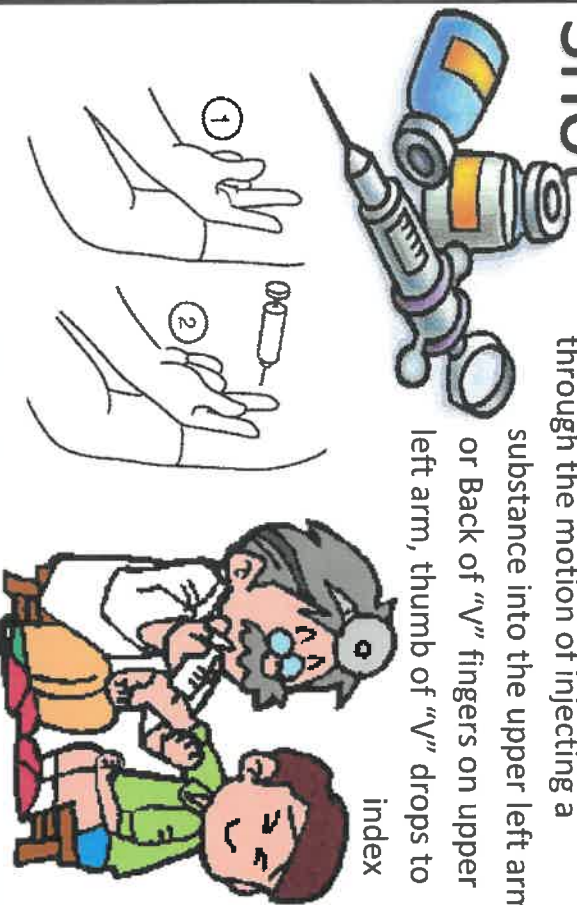


Shot

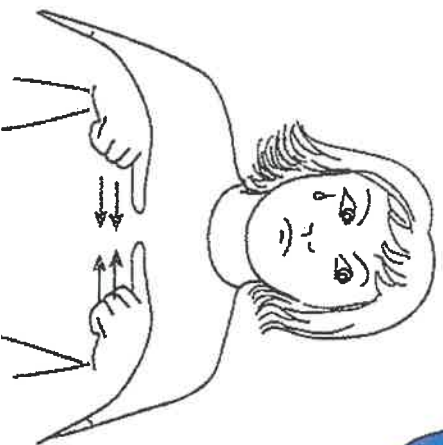
(The natural sign) The right hand goes through the motion of injecting a

substance into the upper left arm, or Back of "V" fingers on upper left arm, thumb of "V" drops to

index



Hurt, Pain



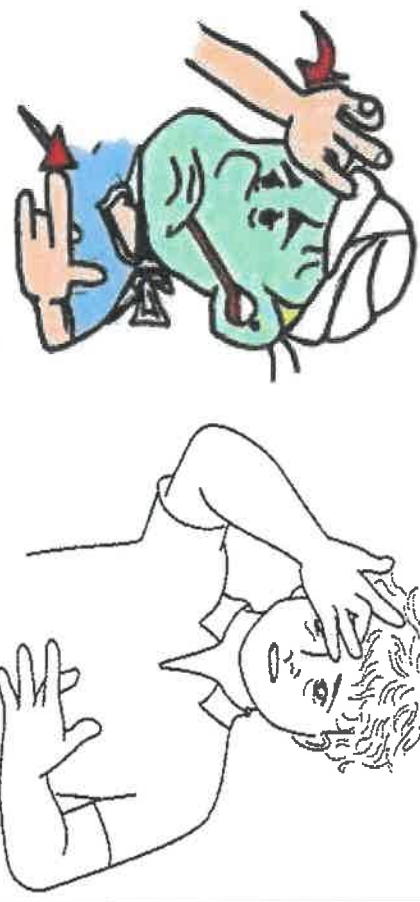
Palm-in, index fingers

jerk toward each other:
repeat



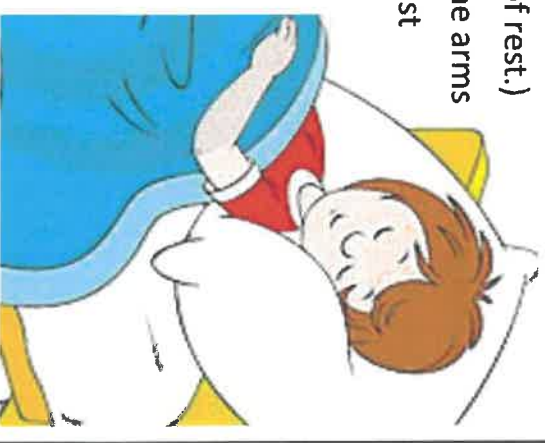
Sick, ill

Open 5 hand, bent middle fingers, touch right on the forehead & the stomach

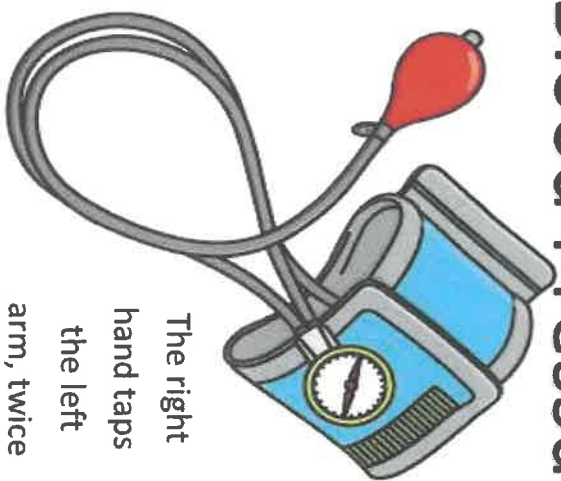


Rest, Relax

(The folded arms: a position of rest.)
With palms facing the body, the arms are folded across the chest



Blood Pressure



The right
hand taps
the left
arm, twice




Bandage, Band-Aid



Right palm-down "U" slides
inward across back of left hand

Stethoscope



(Miming) the earpieces are placed in
the ears, & then the other end of the
instrument touches different spots on the chest



Wrap



Right "B" circles left "B"



Hospital

"H" or "C"
draws

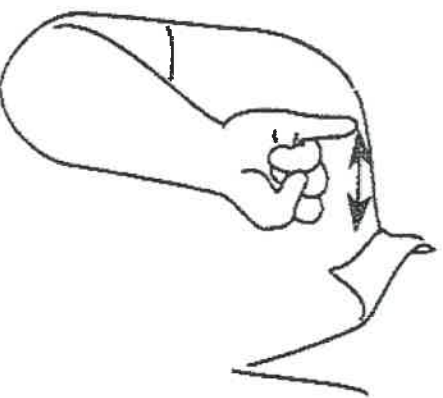
cross on
upper left
arm



Clinic




Infection



Palm-out "I" shakes

Breathe

Flat hands move
together from & to chest
(breathing motion)



Weight

The fingers of the right "H" hand are centered on the
left index finger or "H" hand & rocked back & forth



Pulse

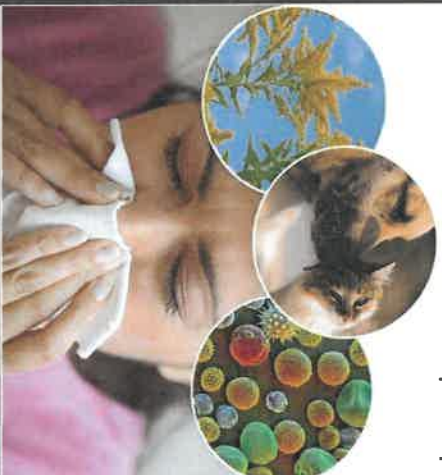


Fingers grasp palm - up
left wrist, thumb on
bottom




Allergies

Touch nose & then put point indexes
at each other: hands pull apart



Cold, Shivering, Chilled

Make fists with both hands & hold them at
shoulder level, then shake your fists &
arms as if you're shivering in the cold



Hot

"C" hand shape with either
hand. While holding the "C"
position, place your fingertips
just under your nose & your
thumb tip just under your
bottom lip. Quickly move your
hand away from your mouth
& twist your wrist so that your
fingertips are facing away
from your body



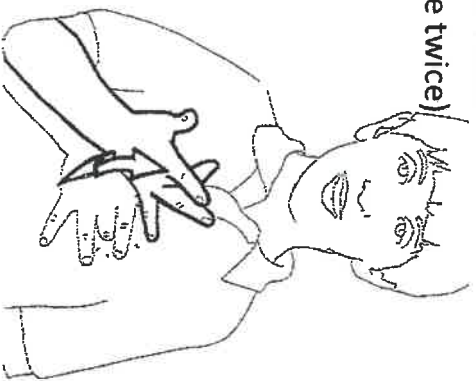
Temperature, Temp




Left index finger slides rapidly up
& down of right index finger

Feel, Feeling

The middle finger, touching the heart
moves upward.(Feelings- move twice)



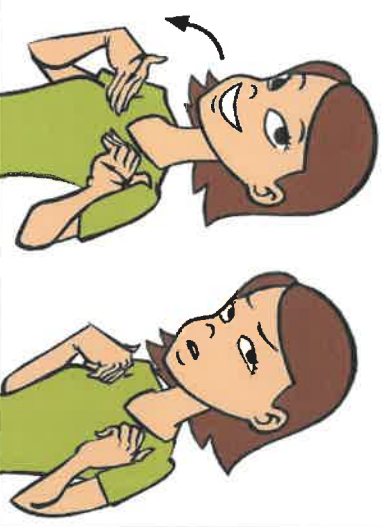
Cough

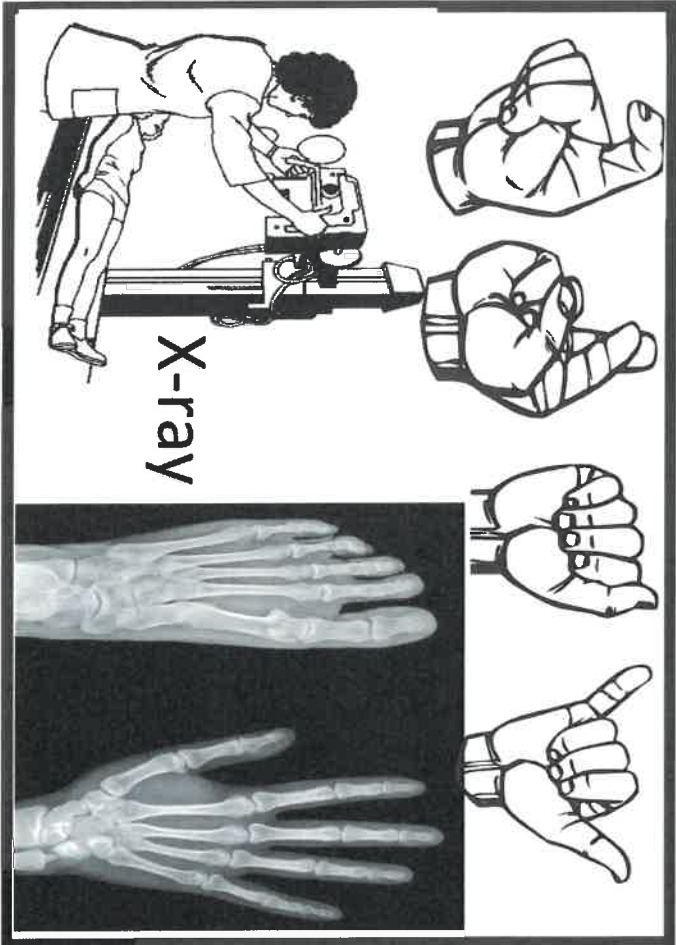


Right "S" hand, pound chest

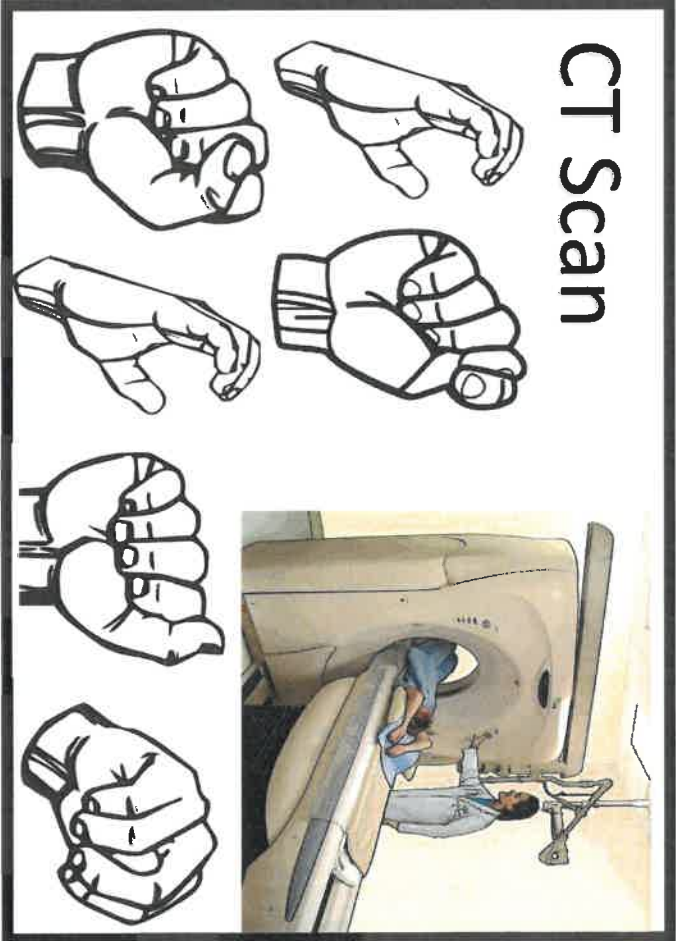
Tired, Exhausted

Flat "B" hand touch near chest arc downward,
move body downward like you're tired





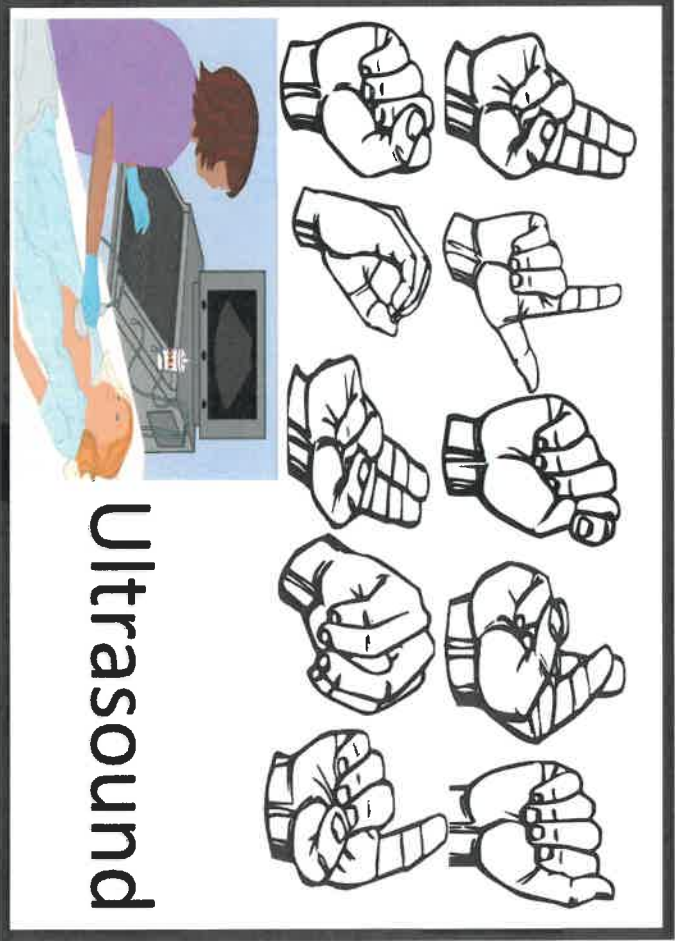
X-ray



CT Scan



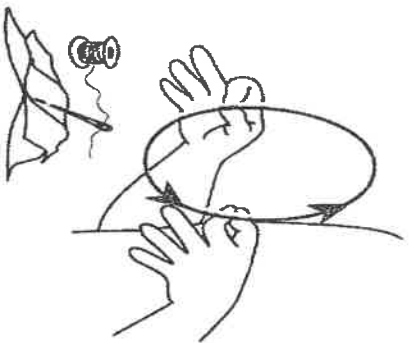
MRI



Ultrasound


Stitches

Right "9-hand" sews left thumb & fingertips of "9-hand"

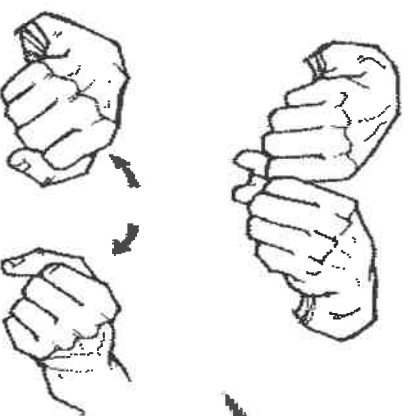


Staples

Bent "V" arcs to hit neck with fingertips



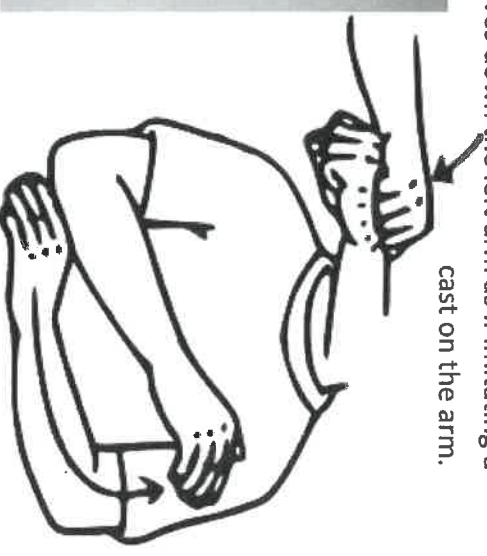
Break, Broke, Broken, Fracture



The hands grasp an imaginary object & break it in two

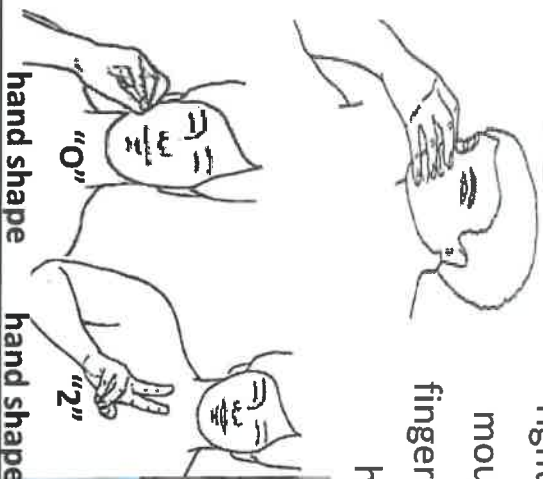
Cast

The knuckles of the right "A" hand tap the back of the left hand a few times. The right "C" hand faces down & moves down the left arm as if imitating a cast on the arm.



Oxygen

(The oxygen mask) the cupped right hand is placed over the mouth & face Or the signer fingerspells "O-2" dropping the hand a bit for the "2"




Surgery

The thumb of the right "A" hand is drawn stright down across the upright left palm

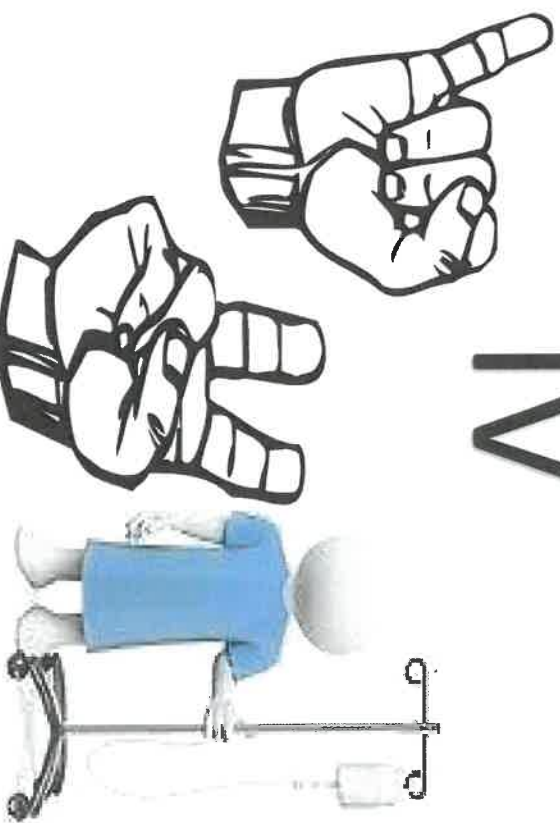


Blanket

(Pulling up the covers) The downturned hands grasp an imaginary blanket edge & pull it up over the chest

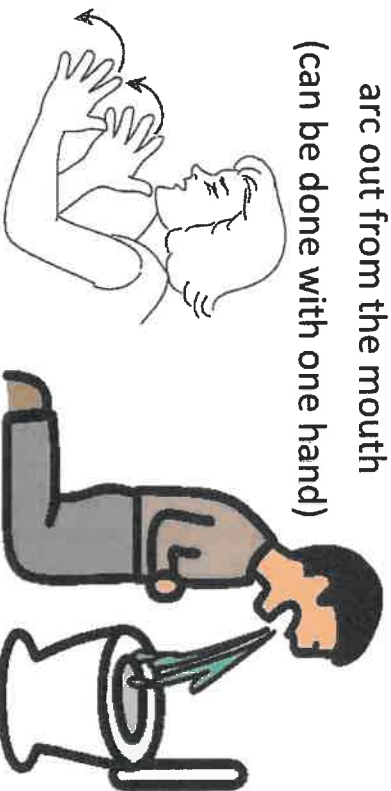


IV



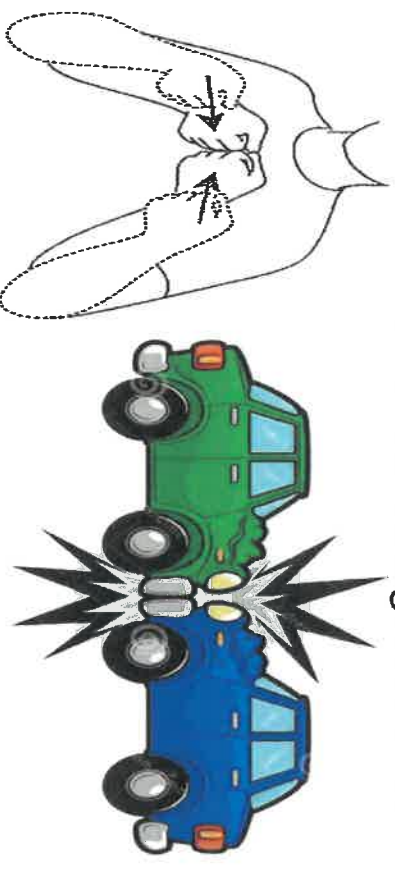
Throw-up, Puke, Vomit

“S” hand(s) one behind the other,
arc out from the mouth
(can be done with one hand)



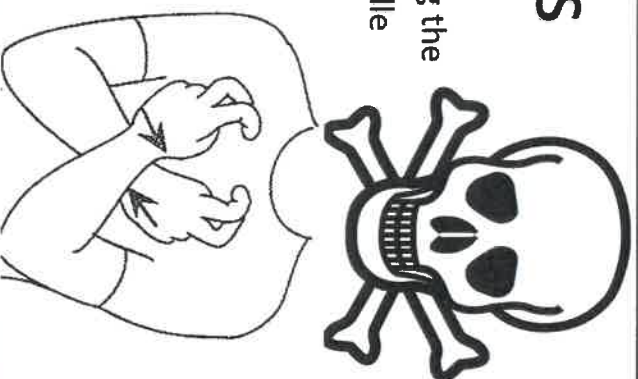
Accident

Palm-in horizontal “S” at sides,
hit knuckles together once



Poison, Bones

Both hands, crossed & palms facing the
body, are held with index & middle
fingers curved inward



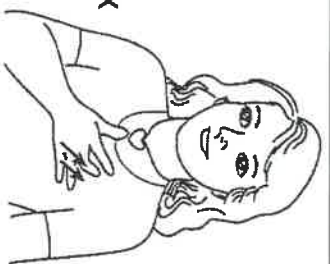
Emergency

Shake “E” hand shape



Heart Attack

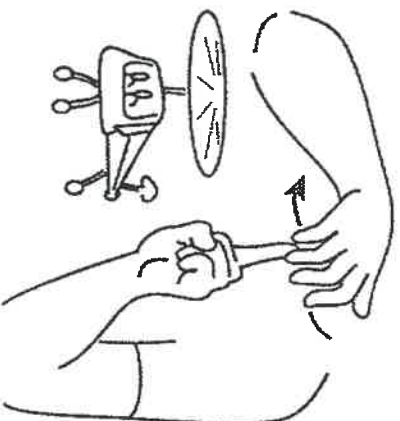
Heart- Middle finger taps over heart
Attack- Back of right "S" hits left index finger



Helicopter



Palm of claw hand on tip of vertical left index fingertip; right hand finger wiggle



Headache

The index fingers, pointing to each other, move back & forth on the forehead



Ambulance, Medic, Paramedic

The right hand, fingers extended, is positioned above the head. It rotates in imitation of flashing emergency light



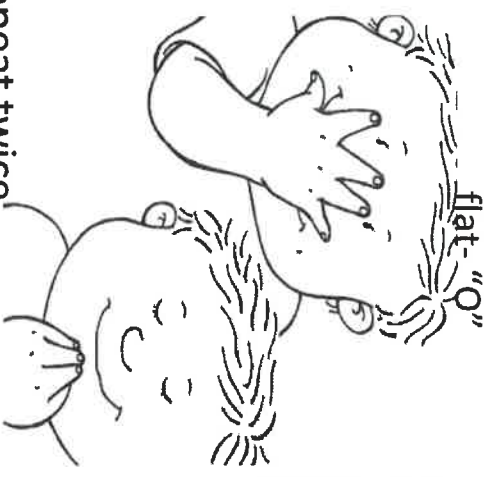
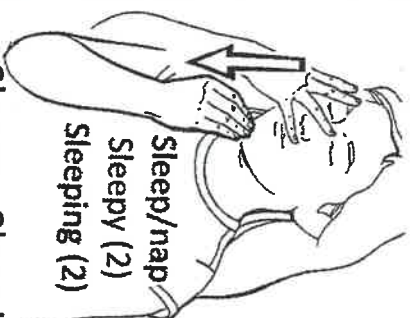
Bed

Right cheek on
back of palms
together hands



Sleep

Right palm-in "5" hand in
front of face, drops to



Admit, Enter

Left palm- down flat hand arcs down under horizontal
right palm




Discharge, Excuse

Left fingertips brush off right fingertips several times



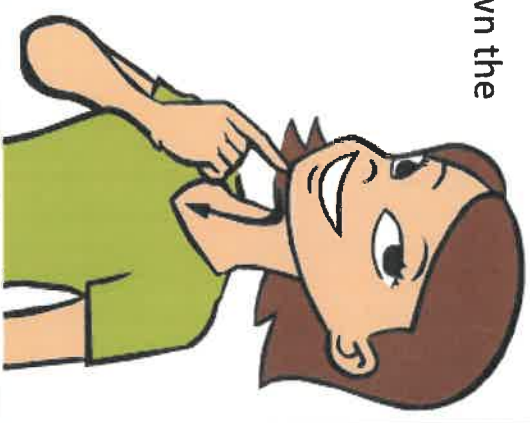
Wake-up

Both hands are closed, with thumb & index finger of each hand held together, extended & placed at the corners of the closed eyes. Slowly, they separate, & the eyes open



Thirsty

The index finger moves down the throat a short distance



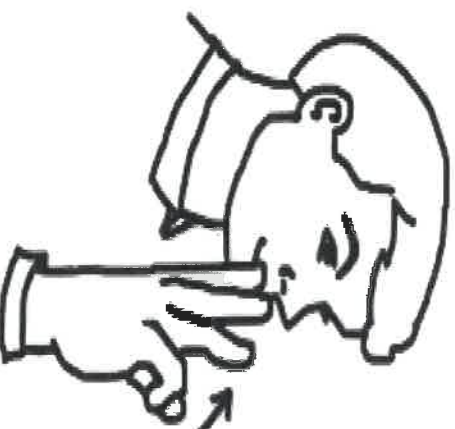
Drink

(The natural sign) An imaginary glass is tipped at the open lips




Water

Index finger of palm left "W" taps chin



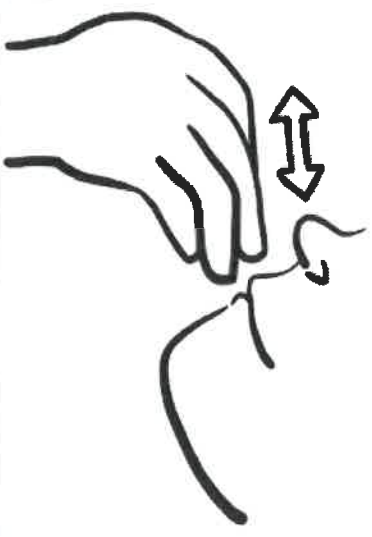
Hungry

"C" hand move down the chest



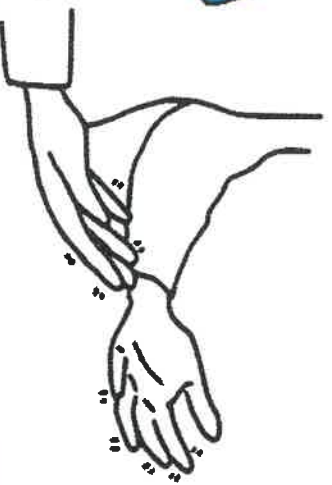
Eat, Food

The closed right hand goes through the natural motion of placing food in the mouth, twice



Wait

With both hands, make the open "5" hand, palms facing up & fingertips curled, & wiggle your fingers



Problem

The knuckles of the curved index & middle fingers of both hands are rubbed up & down against each other, instead of the an alternate clockwise/counterclockwise manner

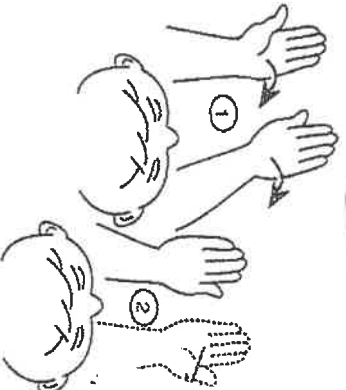


More



Flat "O" bounce tips together twice

Die, Death, Pass-Away



Right hand palm-down,
left palm-up turn hand
over to the right

Wash Hands



Both hands into a fist, holding the two fists together, & twisting the two fists back & forth.



Finish,

Open 5 hand,
shake 5 hand

Complete, All Done

People Signs

People Signs

People- Palm-out "p" circle
alternately forward up & down

Sign- Palm- out indexes circle alternately

Mom, Mommy, Mother

Mom/Mommy/Mother- Touch your chin
with your thumb & your hand open (5 hand
shape)

Dad, Daddy, Father

Dad/Daddy/Father- Touch your forehead with your
thumb & your hand open (5 hand shape)

Grandma, Nana, Grandmother

Grandma/Grandmother/Nana- Touch your chin with your thumb & have your hands open (5 hand shape) & then move out

two times

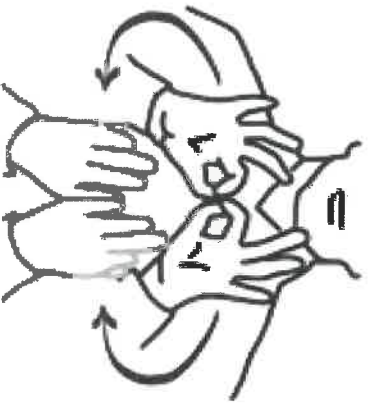


Grandpa, Papa, Grandfather

Grandpa/Grandfather/Papa- Touch your forehead & have your hand open (5 hand shape) & then move out two times



Family Use "F" & go around in a circle



Team- Use "T" & go around in a circle Class- Use "C" & go around in a circle
Group- Use "G" & go around in a circle Agency- Use "A" & go around in a circle
Workshop- Use "W" & go around to "S"

Grandpa, Papa, Grandfather

Grandpa/Grandfather/Papa- Touch your forehead & have your hand open (5 hand shape) & then move out two times



Hook your pointer fingers together one way, and

then switch them the other way




Girlfriend- Girl + Friend
Boyfriend- Boy + Friend

Friend(s)



Sister

Sister- Touch your chin with an "L" hand shape & then tap your hand on top of the other "L" hand shape



Girl, Gal, Female

Girl/Gal/Female- As in the picture, the girls wore bonnets. Use "A" hand-shape & slide the "A" hand shape along your cheek



Brothers

Brother- Touch your forehead with an "L" hand shape & then tap your hand on top of the other "L" hand shape




Boy, Male

Boy/Male- Take hold of the brim of the cap (baseball cap). Use the sign for "No" but all finger touch your thumb & your forehead



Aunt, Auntie



Aunt, Auntie-
Use an "A"
shake on the
side of your
cheek

Uncle



Uncle-
Use an "U"
shake on the
side of your
head

Wife-

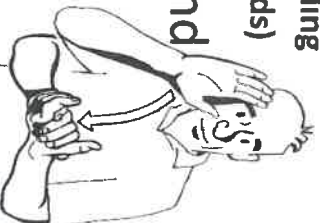
Use "A" hand shape
(Do like girl/female)
& slide your "A"
hand shape along
your cheek & then
put your hands
together (like you're
holding hands)



Wife

Husband- Take hold

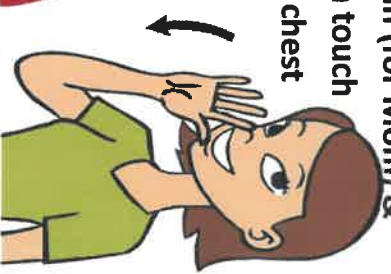
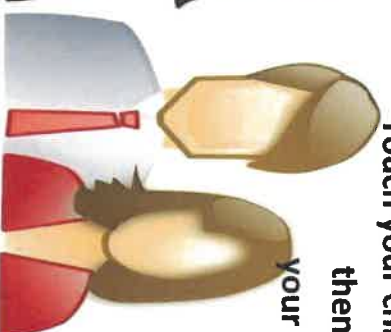
of the brim of your
cap (baseball cap or
boy/male) & then
put your hands
together (like your
holding
hands)



Husband

Man/Men/Gentleman- Touch your

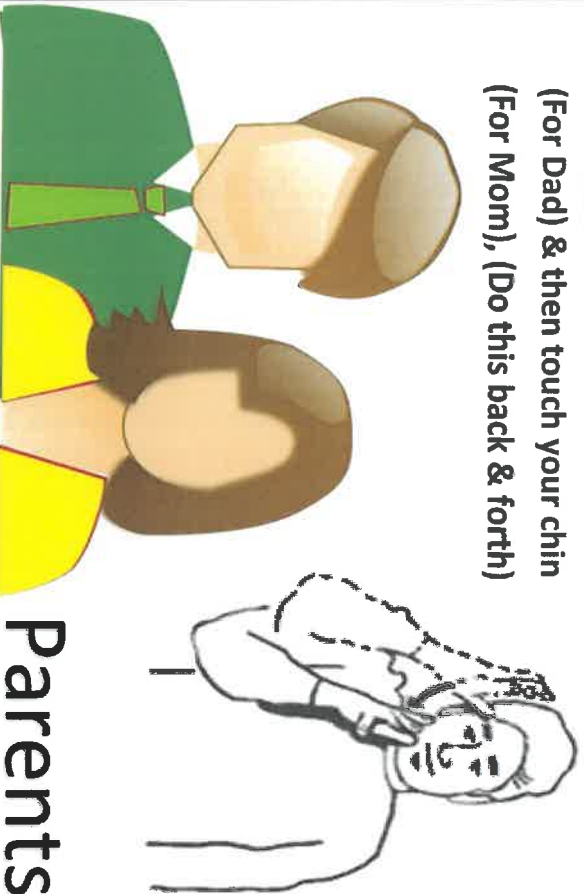
forehead (For Dad) & then touch your chest



Woman/Women/Lady-

Touch your chin (for Mom) &
then touch
your chest


Parent(s) - Touch your forehead
(For Dad) & then touch your chin
(For Mom), (Do this back & forth)



Parents

Cousin

Cousin - Use a "C" & shake in
the middle of your face



Index finger & pinkie finger of the right hand, held palm
down, are pointing to the left. The index finger is
placed under the nose & the hand trembles somewhat



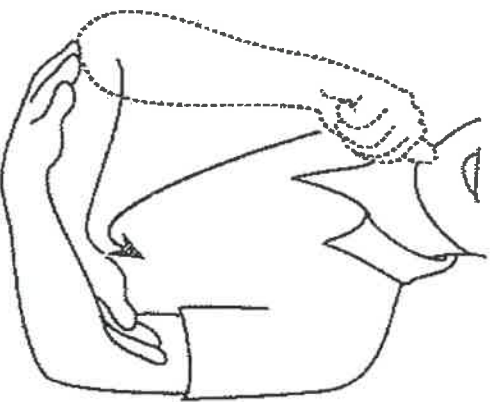
Kid(s)

Baby - Like you holding a baby &
rocking back & forth



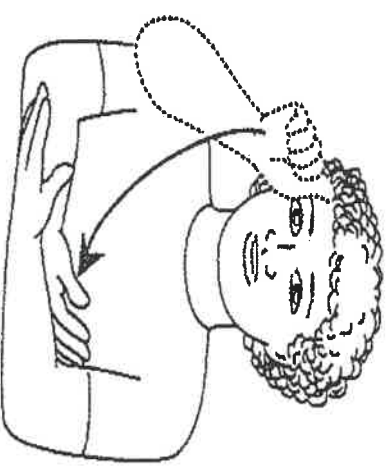
Baby

Daughter



Daughter- Girl + Baby

Son

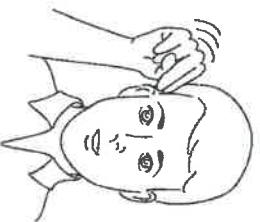


Son- Boy/Male + Baby

Nephew



Nephew- Use "N"
& shake on the
side of your head



Niece

Niece- Use "N" &
shake on the side of
your cheek



Child

Palm-down hand
bounces to side
waist high



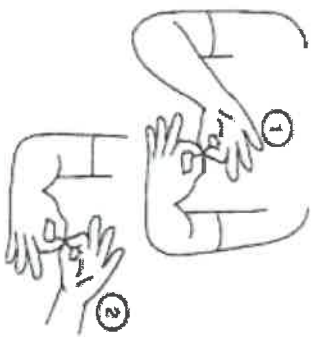
Children

Palm-down hand
bounces to side
waist high



Interpreter

"g" thumb-on-thumb, one palm-up & palm-down, reverse: repeat



Person ending-
"5" hand shape closed, then move downward




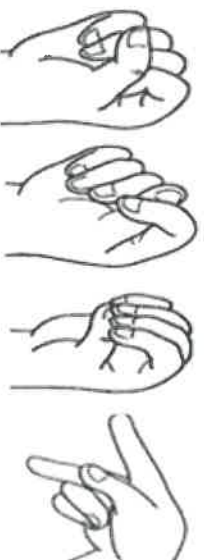
Single

Vertical right index, circles slightly horizontally



Step

(As in Step-Parents, Step-Family, Step-Kids)




Make two "K" hands & turning your hands sideways (pinkie-sides down), place one "K" hand on top of the other, & tap a few times, then the person ending- "5" hand shape closed, then move downward

Foster

False

Move your "index finger" past your nose. Your index finger doesn't touch the nose, it just comes close. The movement can be in the wrist. The movement is NOT in the knuckle.



(As in Foster-Family, Foster-Kids)