

# Family

Your father is nice looking.

---



YOUR

FATHER

FACE

NICE

**You look like your mother.**

---

**YOU****FACE****AS****YOUR****MOTHER**

**My brother is younger than I.**

---



**MY**



**BROTHER**



**YOUNGER**



**THAN**



**I**

**My sister speaks several languages fluently.**

---

The repetition of a sign, as SKILL is repeated here, is a common practice.

**MY****SISTER****SKILL****TALK****FEW****LANGUAGE****SKILL**

**His son wants to be an astronaut.**

---



**HIS/HER/ITS**



**SON**



**AIM**



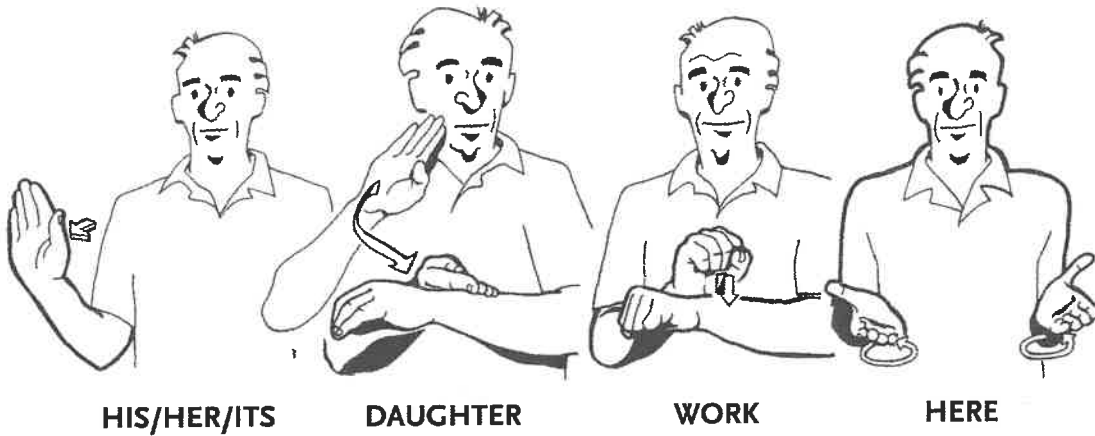
**ROCKET**



**AGENT**

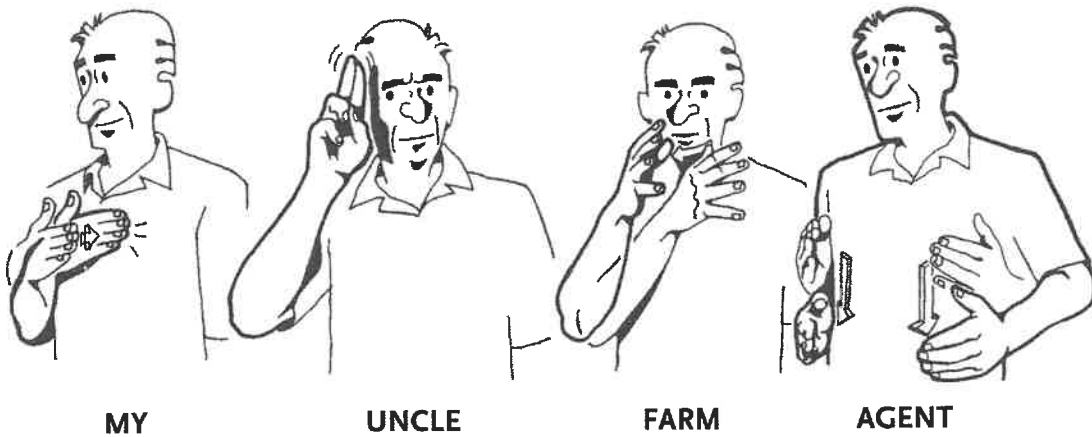
**Her daughter works here.**

---



**My uncle is a farmer.**

---



**My aunt lives in town.**

---



**MY**



**AUNT**



**LIVE**



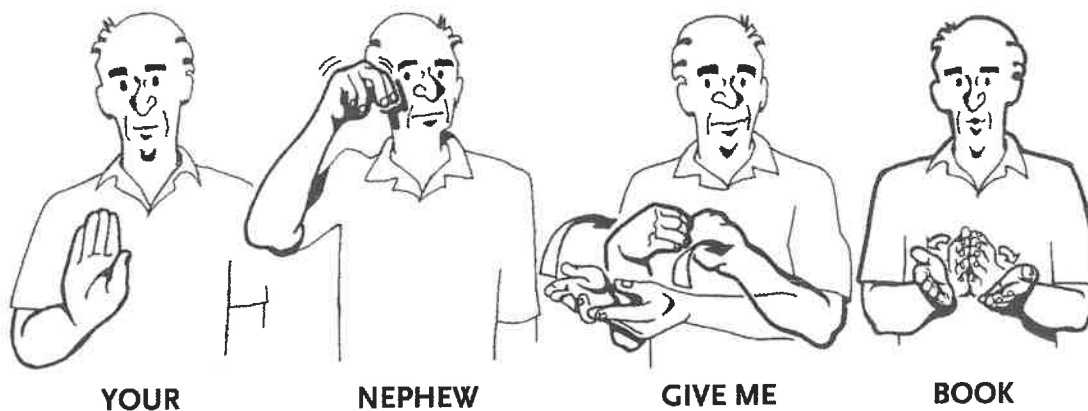
**THERE**



**CITY**

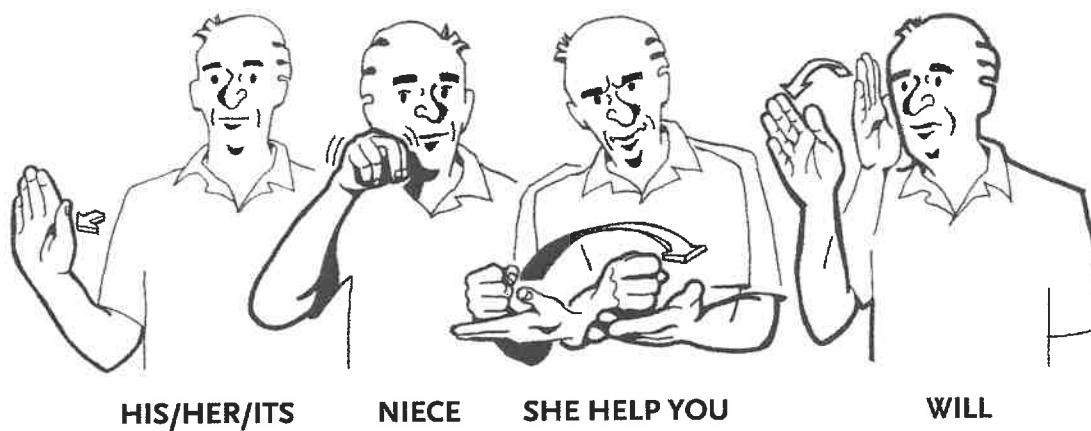
**Your nephew gave me a book.**

---



**His niece will help you.**

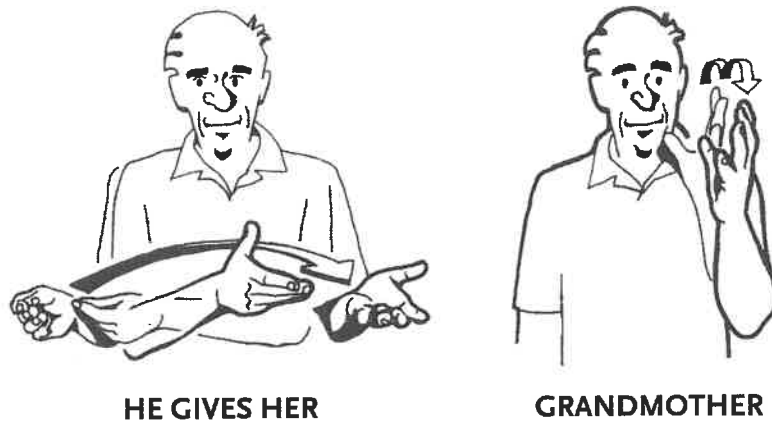
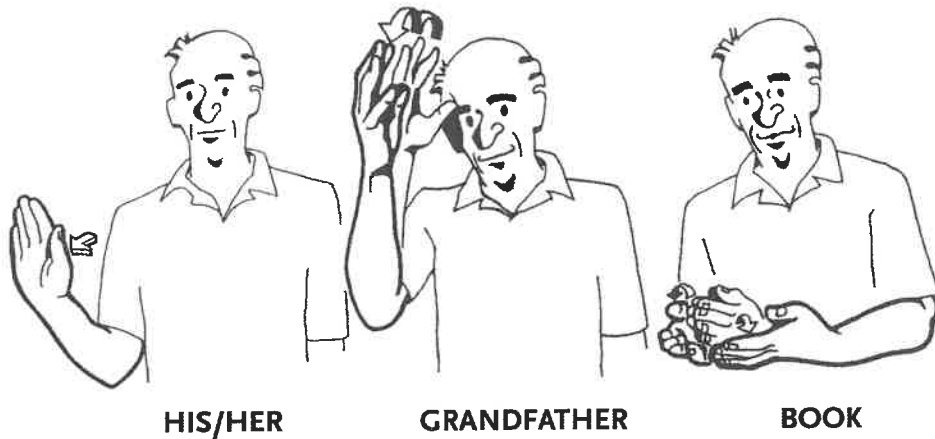
---





**Her grandfather gave her grandmother a book.**

Normally the sign GRANDMOTHER would have been made with the right hand, but since the action of the GIVE sign moves from the signer's right to the signer's left, making the GRANDMOTHER sign with the left hand makes it visually clearer who is on which side. (For further explanation, see the "Placement of Signs" section in Chapter 2.)



**My cousin is a pilot.**

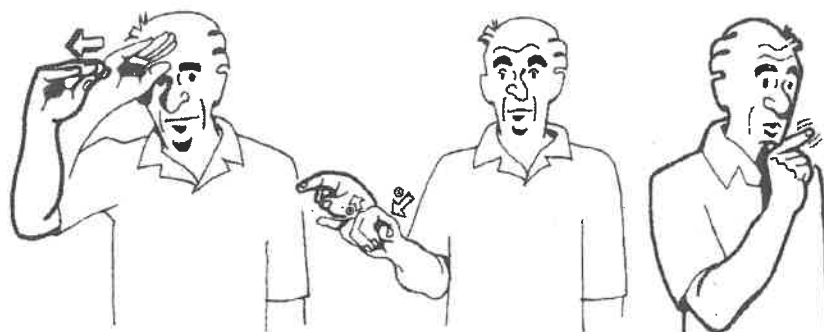
---

Note: American Sign Language distinguishes between male and female cousins: the signs are gender-specific. Here, the sign is for a male cousin. For a female cousin, use the same sign handshape but in a different location: the jaw area.

**MY****COUSIN (MALE)****AIRPLANE****PILOT**

**Who is that man?**

---



**MAN**

**THAT**

**WHO**

**Did you see the woman?**

---



**WOMAN**

**SEE**

**FINISH**

**The baby is cute.**

---




**BABY**



**SWEET**

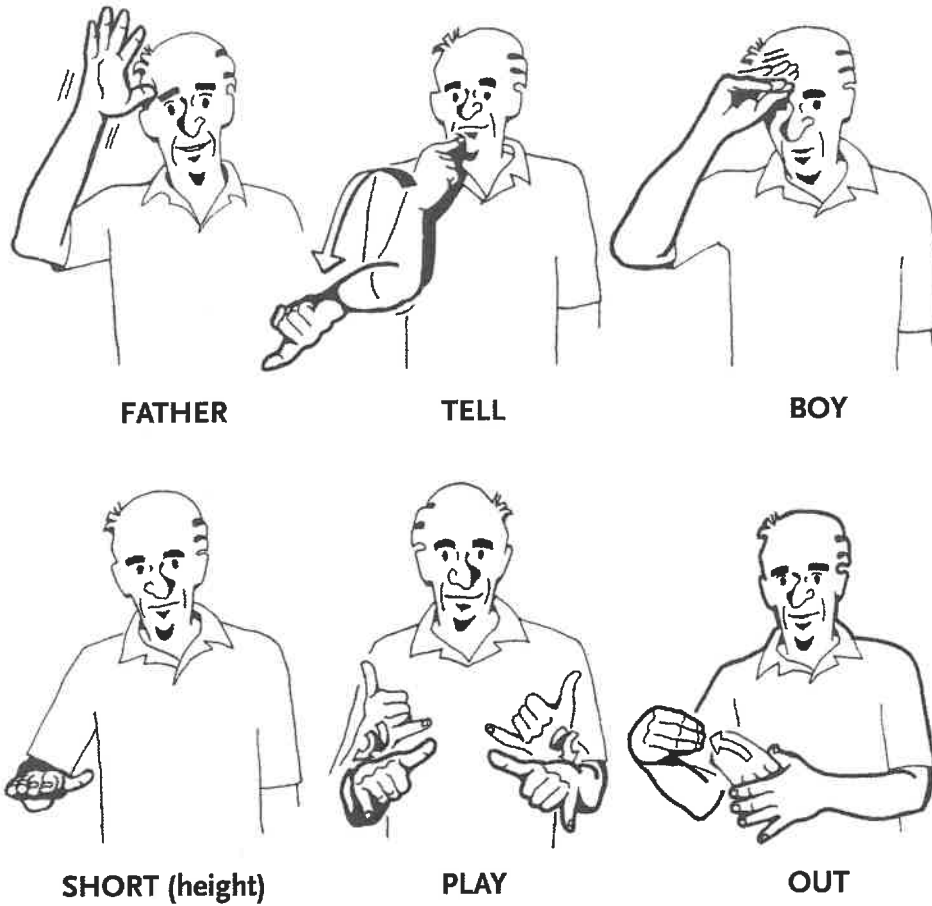
**The girl told the boy that she loves him.**

The use of both hands in making the sign helps reinforce visually who is doing what to whom.

**GIRL****HE/SHE/IT****TELL****BOY****HE/SHE/IT****LOVE****HIM/HER/IT**

**Father told the little boy to play outside.**

The TELL sign moves downward to denote that the person being told is a child. The same thing occurs in the following sentence with the HER sign.



**The little girl's doll is broken.**

---



**GIRL**



**SHORT (height)**



**HIS/HER/ITS**



**DOLL**



**BREAK**

How many children are coming?

---



CHILDREN



COME HERE



HOW MANY

Our family is large/small.

---



OUR



FAMILY



LARGE

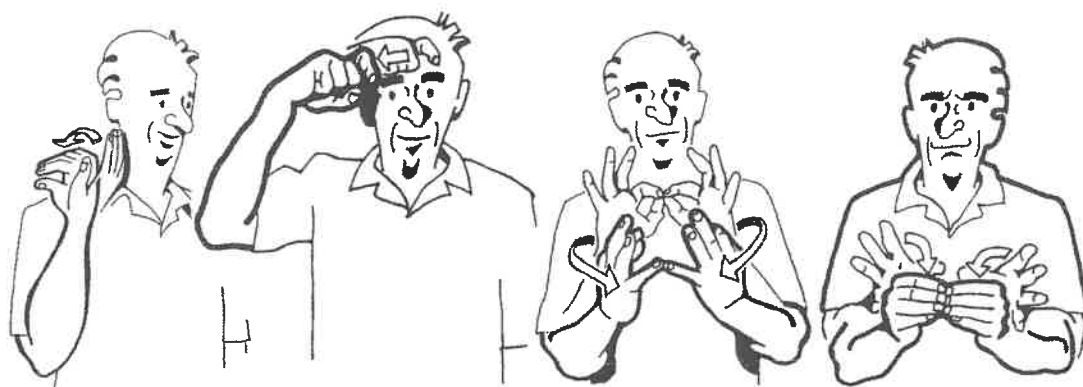


SMALL

**We had a family reunion last summer.**

---

The idea “we had” is understood and therefore not signed.

**PAST****SUMMER****FAMILY****CONVEGE****We met at Grandfather's farm.**

---

**WE****CONVEGE****GRANDFATHER****FARM****THERE**



## Additional vocabulary

---



**ADOPT (+ daughter/son/brother/sister)**

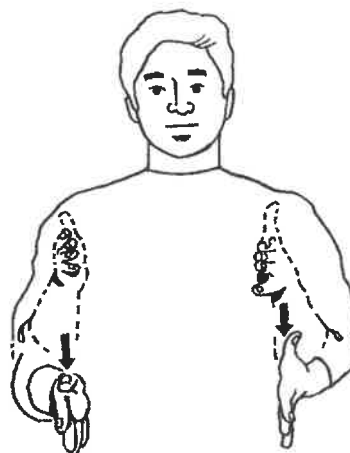


**FOSTER (+ children/daughter/son/brother/sister)\***



**STEP (+ father/mother/brother/sister)**

\*The same sign is used for FOSTER and FALSE; the context of the sentence will determine which concept is being conveyed.

**HALF (+ brother/sister)****IN-LAW**  
**(+ mother/father/daughter/son)****GAY****LESBIAN****PARTNER (A)****PARTNER (B)**

# School

Do you go to school? Are you in school?

---



SCHOOL



YOU

**I go to college.**

---



**COLLEGE**



**I**

**I'm majoring in English.**

---



**I**



**MAJOR**




**ENGLISH**

## Additional vocabulary for majors or courses of study

---



**HISTORY**



**SCIENCE (Chemistry)**



**MATH**



**BUSY (Business)**



**ART**



**MUSIC**



**PSYCHOLOGY**



**ACT (Theater)**



**EDUCATION**

**ADVISE (Counseling)****HEALTH****PHILOSOPHY**

### **Special education**

---

**SPECIAL****EDUCATION**

## Physical therapy

---



**BODY**



**THERAPY**

## Computer science

---

The sign for “computer” varies a good deal around the country, so check it out with your local deaf people. See also Chapter 18, “Technology.”



**COMPUTER**

Other academic fields are fingerspelled, either in full or in abbreviated form. “Physical Education” is “P-E,” “Library Science” is “L-S,” “Sociology” is “S-O-C,” and so on.

## What course are you taking this semester?

---

**NOW****SEMESTER****LESSON****LESSON (rear view)****TAKE UP****WHAT SHRUG**

## I'm a student.

---

**LEARN****AGENT****I**




## Additional vocabulary

---



**PREP**



**FRESHMAN**



**SOPHOMORE**



**JUNIOR**



**SENIOR**



**GRADUATE**

**I graduated last year.**

---



**LAST YEAR**



**GRADUATE**



**I**

**I'm in graduate school now.**

---



**NOW**



**GRADUATE**



**SCHOOL**



**I**

**I like to study.**

---



**STUDY**



**LIKE**



**I**

**Where's the administration building?**

---



**CONTROL**



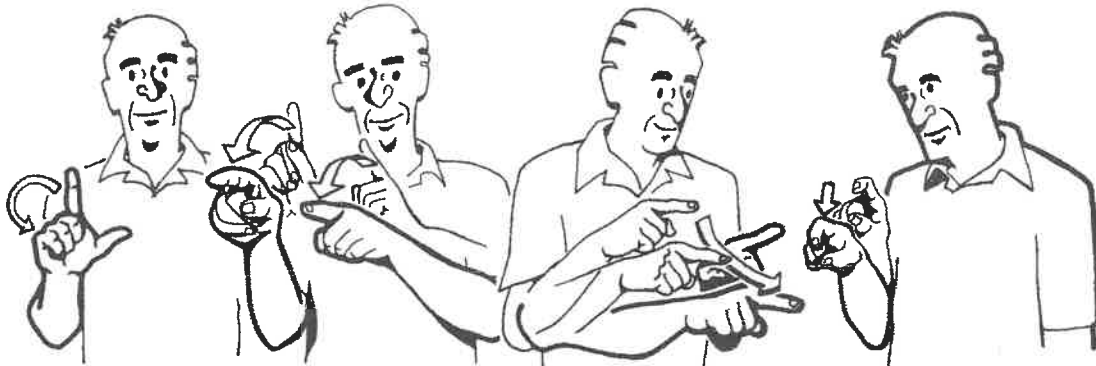
**BUILD**



**WHERE**

**You've got to go to the library and do some research.**

---



**LIBRARY**

**GO TO**

**RESEARCH**

**MUST**

**I got an A on my paper.**

---



**PAPER**



**A**

**I studied all night.**

---



**STUDY**



**ALL NIGHT**

**Where's my calculator?**

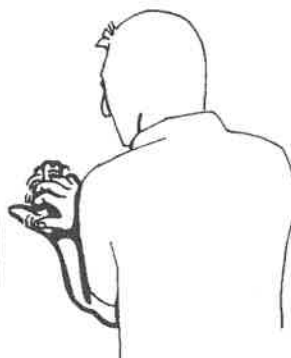
---



**MY**



**CALCULATOR**



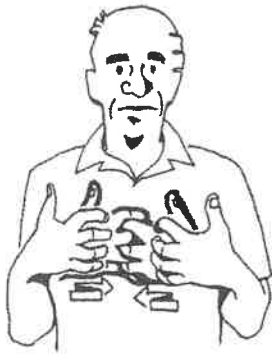
**CALCULATOR  
(back view)**



**WHERE**

**My roommate and I live in a dorm.**

---



**ROOMMATE**



**WE TWO**



**LIVE**



**DORM**

**I have a question.**

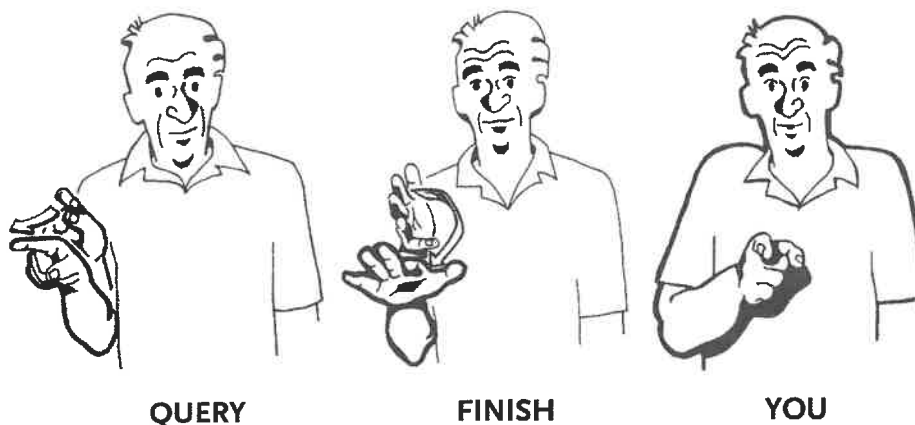
---



**QUERY**

## Did you ask him?


---



## The teacher asked me a lot of questions.

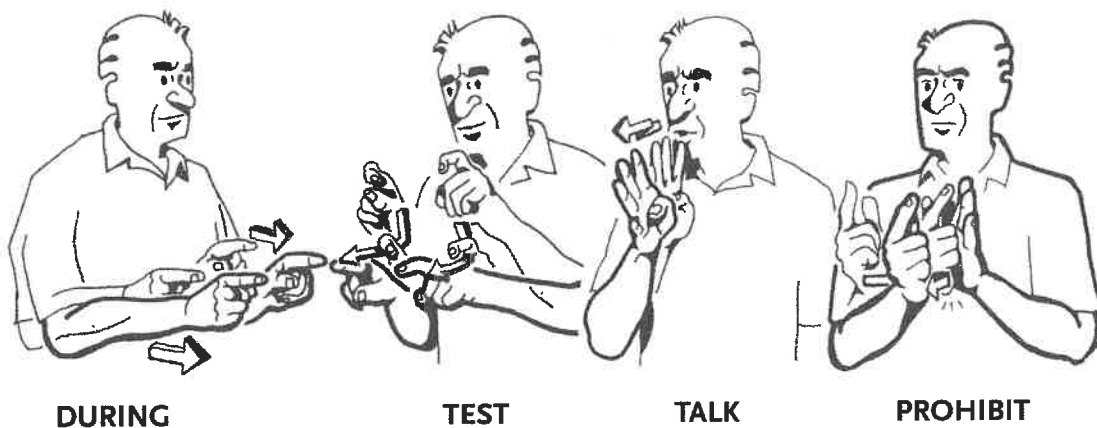
---

The repetition of the QUERY sign using both hands indicates that many questions were asked.

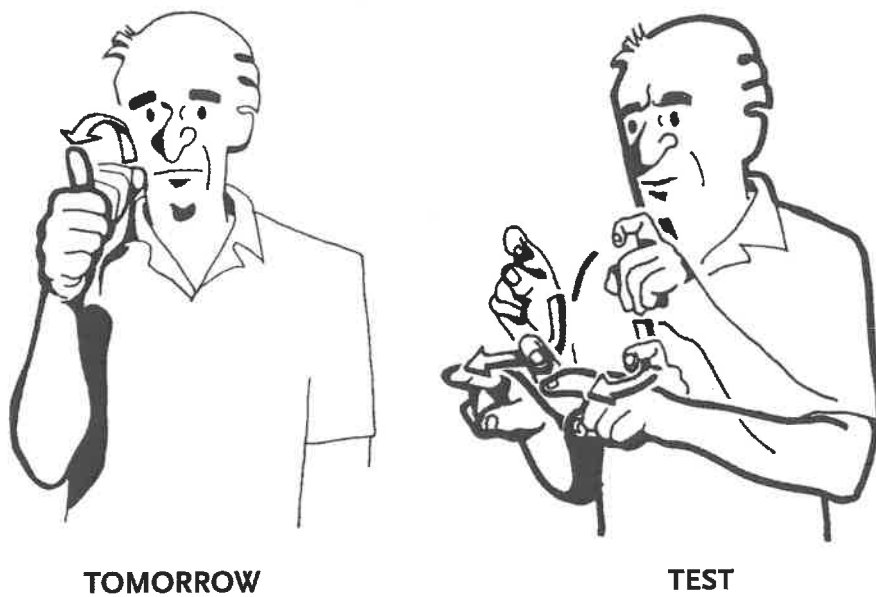


**No talking during the test.**

---

**We have a test tomorrow.**

---





**Close your books.**

---



**CLOSE BOOK**

**Open your books.**

---



**OPEN BOOK**

**Begin writing.**

---

**WRITE****START****Stop writing.**

---

**WRITE****STOP**

## I lost my pencil.

---

The sign WRITE also stands for “pen,” “pencil,” and any other writing instrument.



**WRITE**



**LOSE**

## Please don't erase the board.

---



**ERASE BOARD**



**DON'T**



**PLEASE**

**Did you pass or fail/flunk?**

---

**PASS****FAIL****FLUNK****WHICH****Any questions?**

---

**QUERY ME****ANY**

**You haven't turned in your paper to me yet.**

---

In order to sign GIVE, reverse the movement of the GIVE ME sign.



**PAPER**



**GIVE ME**



**LATE**

**She and I discussed it.**

---



**WE TWO**



**DISCUSS**



**FINISH**

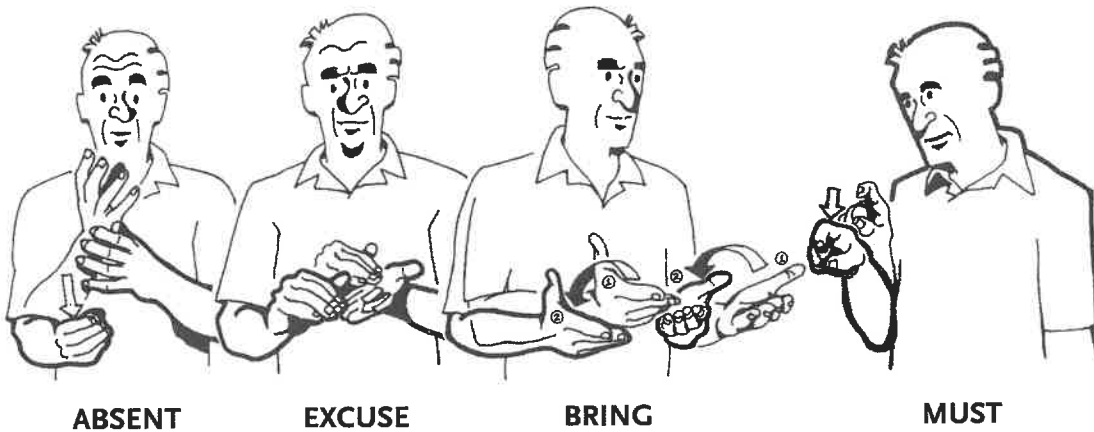
**Let's take a break.**

---

**BREAK****When you've been absent, you must bring an excuse.**

---

Conditional statements such as "When you've eaten, you may go" or "If you're good, I'll tell you" are usually changed to questions. In the sentence shown below, the ABSENT sign is made with a questioning expression.



## Food and Drink

Have you eaten? Did you eat? Are you finished eating?

---



**EAT**



**FINISH**

**I haven't eaten yet.**

---



**EAT**



**LATE**



**I**

**He eats too much.**

---



**HE/SHE/IT**



**EAT**



**TOO MUCH**



## Are you hungry?

---



HUNGER



YOU

## Let's you and I go to a restaurant.

---



YOU AND I



GO TO



RESTAURANT

**What are you going to order?**

---



**ORDER**



**WHAT SHRUG**

**Do you want a cocktail?**

---



**COCKTAIL**



**WANT**

## Do you want red or white wine?

---



**RED**



**WHITE**



**WINE**



**WANT**



**WHICH**

**I'll have a scotch and water.**

---



**I**



**WANT**



**SCOTLAND (1)**



**SCOTLAND (2)**



**WATER**

**They have a lot of different beers.**

---



**BEER**



**VARIOUS**



**HAVE**

**He never drinks whiskey.**

---



**WHISKEY**



**NEVER**



**HE**

**Do you want a soft drink?**

---



**SOFT DRINK (1)**



**SOFT DRINK (2)**



**WANT**

**I want a tall Coke/Pepsi.**

---

Coke and Pepsi are the only soft drinks with signs; all others are fingerspelled.

**TALL (glass)****GLASS****COKE****PEPSI****WANT**

**I like sandwiches and hamburgers.**

---



**SANDWICH**



**HAMBURGER**



**LIKE**



**I**

**Where's the waiter/waitress?**

---



**SERVE**



**AGENT**



**WHERE**

**The service is lousy.**

---



**SERVE**



**LOUSY**

**I've been waiting 20 minutes.**

---



**WAIT**



**20**



**MINUTE**



**I want a large/medium/small milk.**

---



**TALL (glass)**



**MEDIUM (glass)**



**SMALL (glass)**



**GLASS**



**MILK**



**WANT**

**I'll have iced/hot tea.**

---



**TEA**



**COLD**




**HOT**



**WANT**


**I'll have coffee after I eat.**

---



**Do you want milk/cream and sugar?**

---



**I take it black, please.**

---



**BLACK**



**PLEASE**

**Sugar only, please.**

---



**SWEET**



**ONLY**



**PLEASE**

**Both, please.**

---

**BOTH (1)****BOTH (2)****PLEASE****The food is delicious.**

---

**EAT****DELICIOUS**

**The meat is too rare.**

---



**MEAT**



**COOK (1)**



**COOK (2)**



**ENOUGH**



**NOT**

**He/she does not eat meat. He/she's a vegetarian.**

---



**HE/SHE/IT**



**EAT**



**MEAT**



**NOT**

**The vegetables are overdone.**

---

**V-E-G****COOK (1)****COOK (2)****TOO MUCH**

Fingerspell “V-E-G” at the beginning of the sentence. Most vegetables, fruits, and meats are fingerspelled. Some of those that have signs follow.

**Additional vocabulary**

---

**APPLE****BACON****BANANA**

**CABBAGE/LETTUCE****CARROT****CHICKEN (A-1)****CHICKEN (A-2)\*****CHICKEN (B)****COCONUT****CORN****FISH****LEMON**

\*This is the sign for "BIRD," but it is often used for "chicken."






**LOBSTER**

**MELON**


**NUT**



**ONION**

**ORANGE**

**PICKLE**



**POTATO**

**SAUSAGE**

**TOMATO**

**CAKE (1)****CAKE (2)****CATSUP****DESSERT****FORK****GREASE****ICE CREAM****KNIFE****PEPPER**



**PIE (1)**



**PIE (2)**



**SALAD**



**SALT**



**SPOON/SOUP**



**TOAST**



**BREAD**



**BUTTER**

**Breakfast**

---

**EAT****MORNING****Lunch**

---

**EAT****NOON**

## Supper/dinner

---

**EAT****NIGHT**

The following signs are for describing how you want your eggs.

## Scrambled

---

To indicate whether you want your scrambled eggs moist or dry, sign WET or DRY after EGG MIX.

**EGG****MIX****DRY****WET**

**Soft-/hard-boiled eggs**

---

**EGG****BOIL****SOFT****HARD****Eggs sunny-side up**

---

**EGG****THUMB UP**

## Eggs over easy

---



EGG



FLIP OVER



EASY